

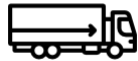
EMI Case Competition Data pt.1

Corning Corporation

Corning Facilities: 26 in the U.S. alone



Other useful icons



China's Establishment in the U.S.

(most important investments from 2015 --> 2017)

Top Sectors (88% of investments):

- Real Estate
- Electronic Components
- Chemicals
- Alternative/Renewable Energy
- Hotels and Tourism
- Paper, Printing & Packaging
- Communications
- Automotive OEM
- Rubber
- Industrial Machinery, Equipment & Tools
- Software & IT
- Ceramics and Glass

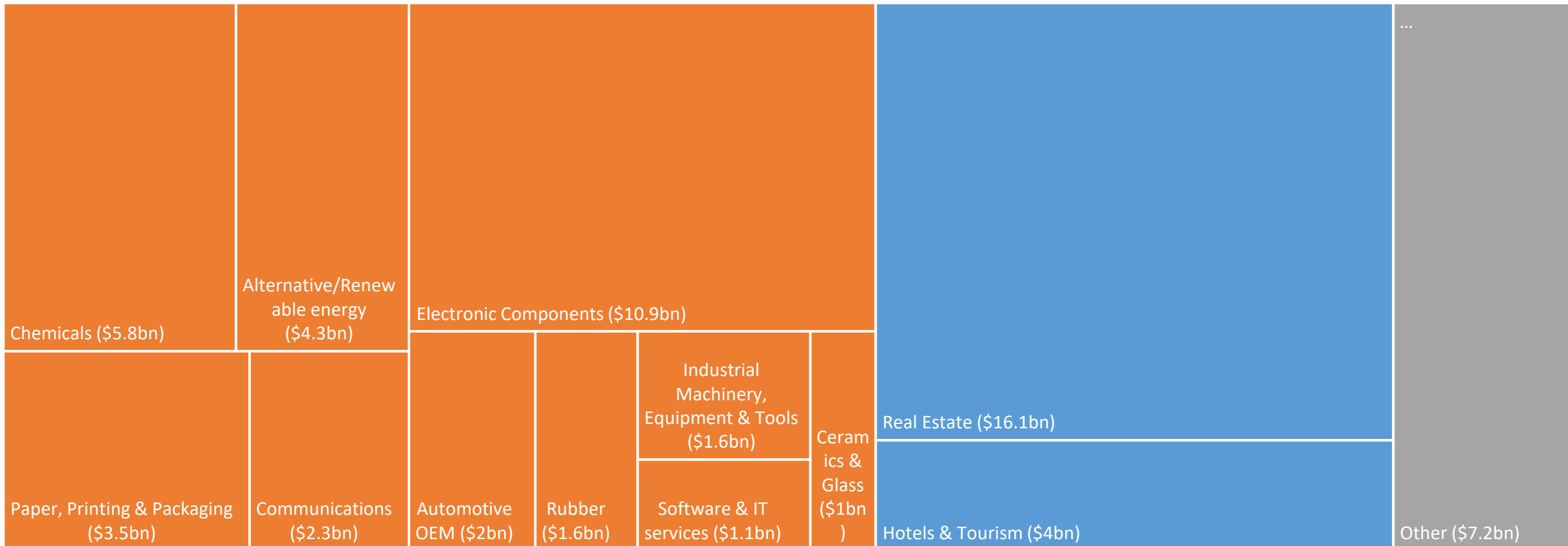
Top Locations (80% of total investments):

- New York
- Wisconsin
- California
- Texas
- Louisiana
- South Carolina
- Virginia
- Arkansas
- Illinois
- Michigan
- New Jersey
- Florida

China's Establishment in the U.S.

(most important investments from 2015 --> 2017)

Top Sectors share (detail/all):



China's Establishment in the U.S.

(most important investments from 2015 --> 2017)

Top Companies (excluding Real Estate, Hospitality and Construction):

Company	Industry	Market type	Invest.	Major US Players
Sun Paper	Paper, Printing & Packaging	Low concentration Highly competitive	\$1.3bn	Veritiv Corp
Foxconn	Electronic Components	Low concentration Highly competitive	\$10bn	Bose Voxx intl Harman intl
Wanli Tire	Rubber	Medium concentration Medium competition	\$1bn	Goodyear Cooper Tire
Fuyao North America	Ceramics & Glass	Low concentration Medium competition	\$254m	Corning Owens-Illinois
Guangdong Wonderful Ceramics	Ceramics & Glass	Low concentration Medium competition	\$172m	Kohler // CoorsTek // 3M // AVX Corp
Sentury Tire Americas	Rubber	Medium concentration Medium competition	\$530m	Goodyear Cooper Tire
BeijingWest Industries (BWI)	Automotive Components	Low concentration Highly competitive	\$80bn	Tenneco Inc.

China's Establishment in the U.S.


(most important investments from 2015 --> 2017)

Top Companies (excluding Real Estate, Hospitality and Construction):

Company	Industry	Market type	Invest.	Major US Players
Haier America	Consumer Electronics	High concentration Highly competitive	\$72m	GE Appliances AO Smith // Whirlpool
Vanguard National Trailer	Automotive Components	Low concentration Highly competitive	\$30m	Tenneco Inc.
Yanfeng Automotive Interiors	Automotive Components	Low concentration Highly competitive	\$28m	Tenneco Inc.
Yanfeng USA Automotive Trim Systems	Automotive Components	Low concentration Highly competitive	\$88m	Tenneco Inc.
Milwaukee Electric Tool	Industrial Machinery	High concentration Medium competition	\$33m	Stanley Black & Decker Snap-on Inc.
Seraphim Solar System	Electronic Components	Medium concentration Highly competitive	\$50m	First Solar Inc.

S&P 500 returns*

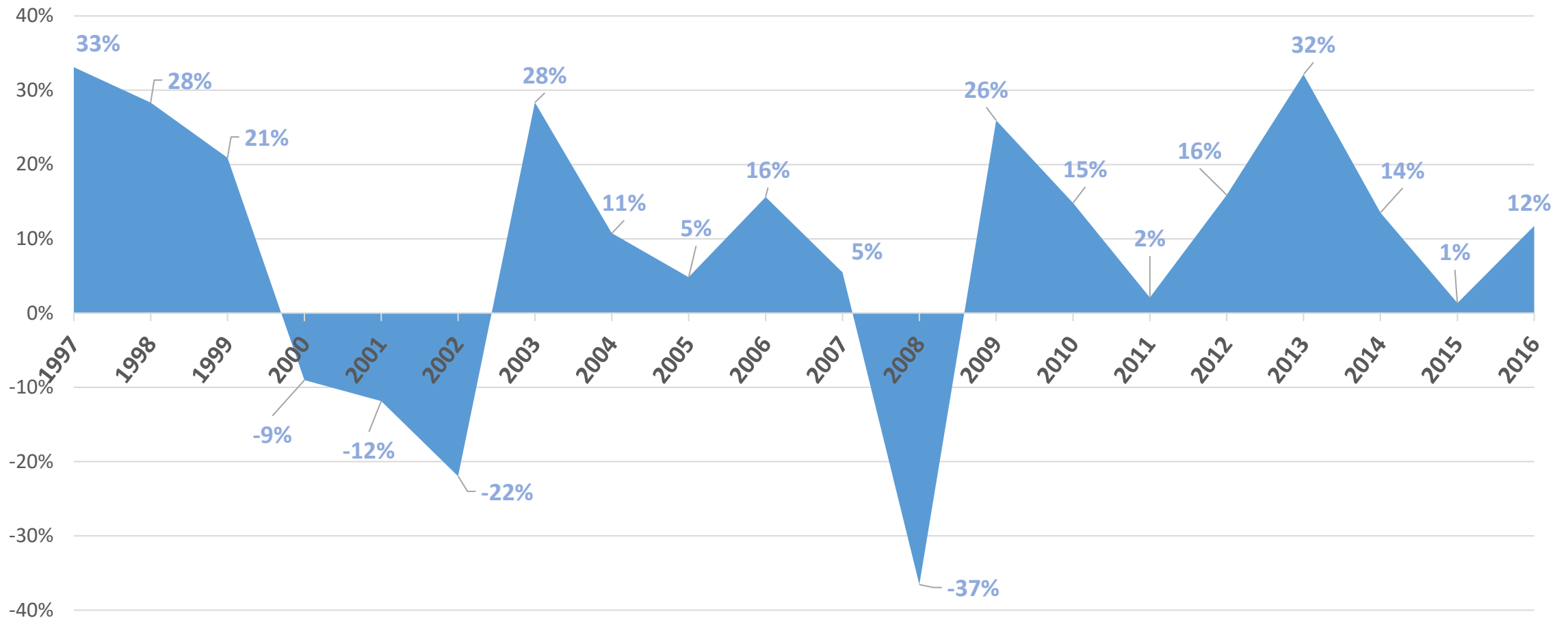
(20 years from 1997 to 2016)

Indicator	Aggregate ROI	Geometric Average
S&P 500	 x433%	+7.6%
S&P Materials	(Bloomberg terminal)	
S&P Industrials	(Bloomberg terminal)	
S&P Technology	(Bloomberg terminal)	

*Source: http://pages.stern.nyu.edu/~adamodar/New_Home_Page/datafile/histretSP.html

S&P 500 returns*

(20 years from 1997 to 2016)



*Source: http://pages.stern.nyu.edu/~adamodar/New_Home_Page/datafile/histretSP.html